


# Grade Turnitin assignment

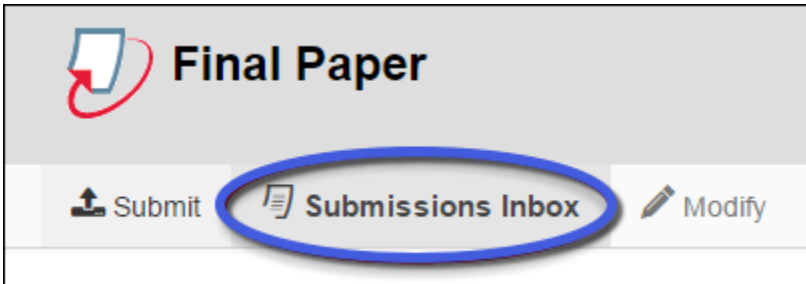
## Grade Turnitin assignment

To grade a Turnitin assignment:

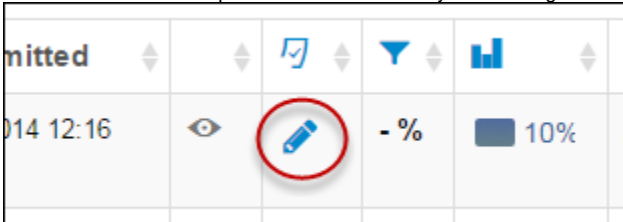
1. Go to the assignment, and click on **View Assignment**.



2. Click **Submissions Inbox** to view student submissions.



3. Click on the GradeMark pencil of the submission you want to grade. A new GradeMark window or tab will open.



4. In the field next to the similarity score, enter the grade, then hit your Enter key.



5. You can now close the GradeMark tab and return to the Submissions Inbox.

6. Click **Refresh**, and select **Force Refresh Submissions** to see the grade reflected in the Submissions Inbox.

